

Application DrivingStyles

Installation Application-OBDDII Connector.

The OBDDII connector is a diagnosis, are mandatory in all cars in the European market. In Europe, under Directive 98/69EG, gasoline cars from 2000 onwards, diesel cars and trucks from 2003 from 2005 must be equipped with OBD. The connector is usually under the dash to the left (<http://de.openobd.org/einbauorte.htm>).

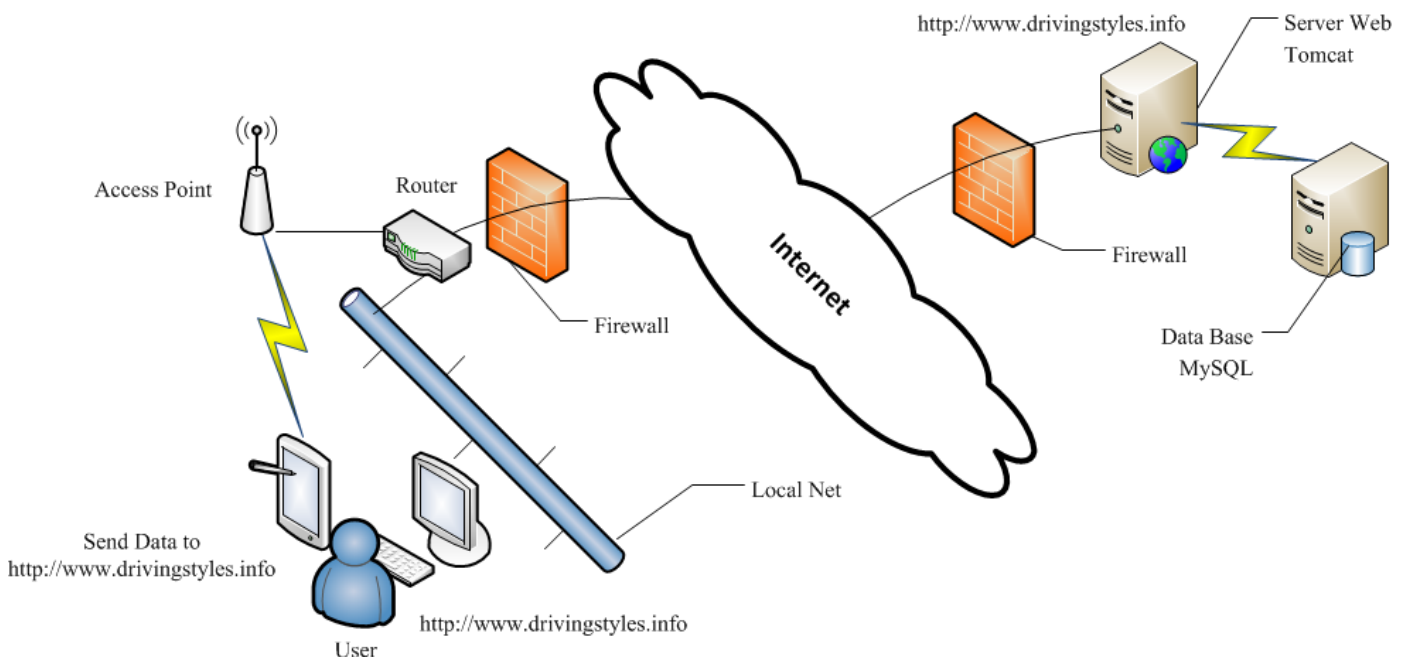
You need to have a Bluetooth OBDDII e.g. elm327 (<http://www.elm327-bluetooth.com>)

The application works on any phone DrivinStyles Android version 2.2 or higher.

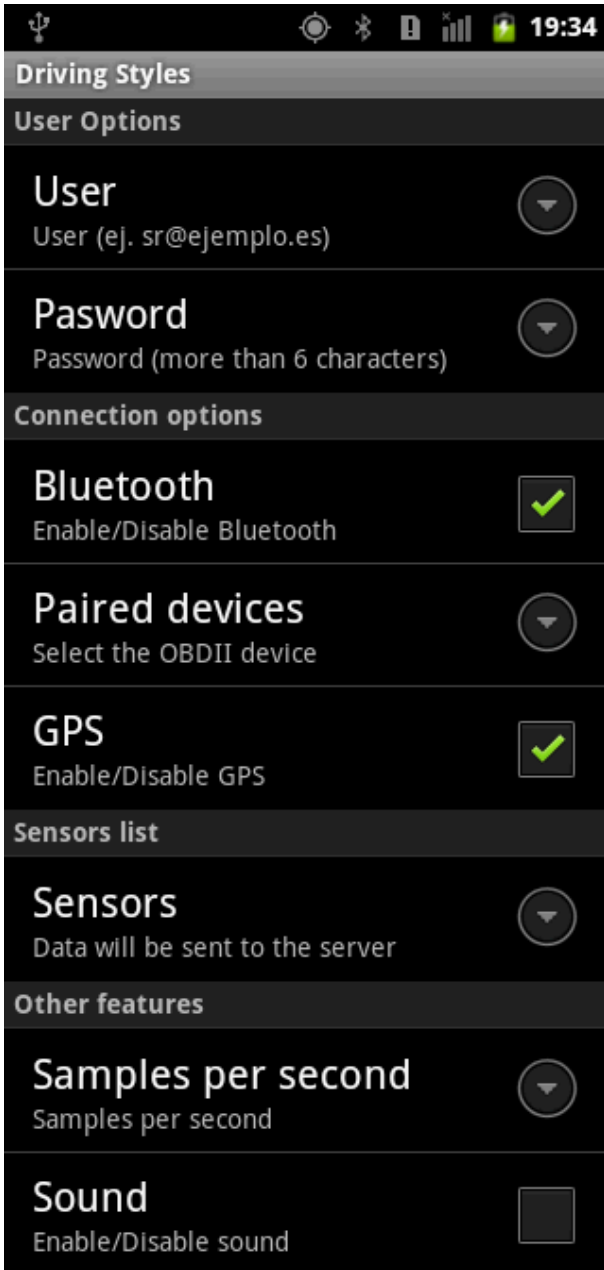
Pair your phone with the elm327 device (paired but not connected) from the configuration of the phone itself.

Install the application, and set preferences, select the sensors to capture, select the device and select Bluetooth elm327.

We got out of the application and if all parameters are correct we can start the application and will pair with the device elm327.



Settings.



Username (email) and password must match the discharge on the web.

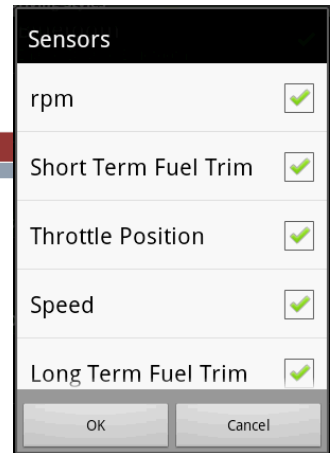
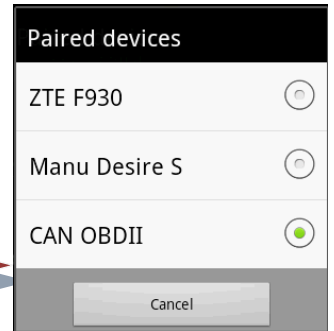
Turn on Bluetooth and pair the device OBDII.

Enable GPS to capture the position.

Sensors that we want to capture in the application

Sample screenshots per second.

Enables application sound.



Application.



File Types .XML

```
<?xml version='1.0' encoding='UTF-8'?>
<DRIVINGSTYLES>
<USUARIO>
  <NOMBRE>jmeseguer@yahoo.com</NOMBRE>
  <NOMBREFICH>jmeseguer40</NOMBREFICH>
  <FECHA>2012-01-29</FECHA>
  <HORAINI>08:38:41</HORAINI>
  <HORAFIN>08:54:23</HORAFIN>
  <TIEMPOTOTAL>15:41</TIEMPOTOTAL>
  <VELOCIDADMEDIA>38.3852</VELOCIDADMEDIA>
  <VELOCIDADMAX>91</VELOCIDADMAX>
  <MUESTRAS>1607</MUESTRAS>
  <FUELECO>NODATA</FUELECO>
  <FUELECOMAP>NODATA</FUELECOMAP>
  <VEHICLEID>NODATA</VEHICLEID>
  <SAMPLESSEC>2</SAMPLESSEC>
</USUARIO>
<DATO id_num='1'
  tiempo='08:38:42'
  millis='109'
  lTFuelTrim='0'
  sTFuelTrim='0'
  rpm='1565'
  speed='56'
  throttle='0'
  accelCar='-0.12'
  accelMobilX='0.09'
  accelMobilY='0.06'
  accelMobilZ='0.03'
  velGPS='55'
  lat='39.456'
  lng='-0.378025'>
</DATO>
<DATO .....></DATO>
<DATO .....></DATO>
</DRIVINGSTYLES>
```

File Types .CSV

id_num	id_fich_datos	tiempo	velGPS	ITFuelTrim	sTFuelTrim	rpm	speed	throttle
1	444	8:38:42	55	0	0	1565	56	10
2	444	8:38:42	55	0	-3	1565	56	12
3	444	8:38:43	55	4	-3	1565	55	23
4	444	8:38:43	55	5	-4	1555	55	44

accelMobilX	accelMobilY	accelMobilZ	accelCar	Lat	Lng
0.09	0.06	0.03	-0.12	39.456	-0.378025
0.09	0.04	0.04	-0.12	394.559	-0.378181
0.06	0.05	0.05	-0.13	394.559	-0.378181
0.05	0.05	0.03	-0.13	394.559	-0.378342